

Part List

- mechanical -



Xperia™ E5
F3311, F3313

CONTENTS

1 Part List 3

2 Revision History 9


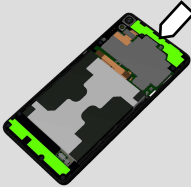

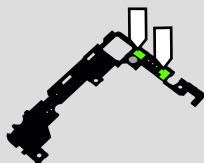

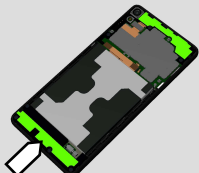

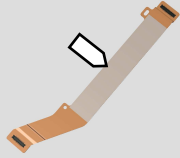

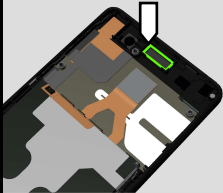

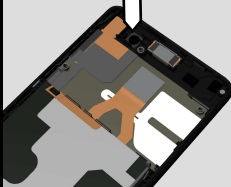
1 Part List

The following parts are available for order in 'E-star'.

The 'E-star' name of a part may often be complex and even confusing, so the name of certain parts mentioned in the Working Instructions, Repair Movies and Troubleshooting Guide are often referred to by a simple descriptive name for better understanding.

Both names (designations) will in that case be included in this Part List, where the name being used in the documents mentioned above is underlined, e.g. Battery Cover.

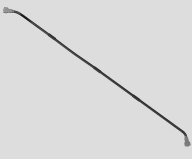
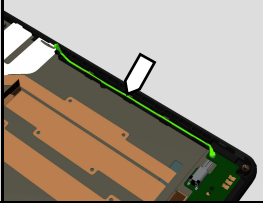





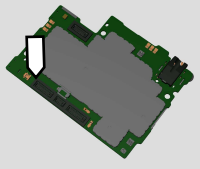

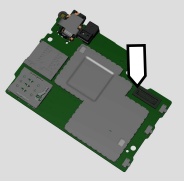

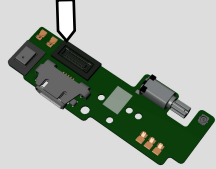

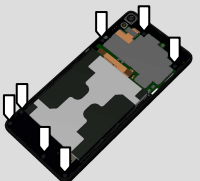



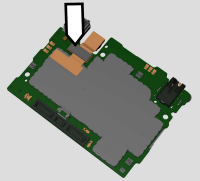
RLC, Reversed Logistic Classification column for replaced part handling, See the Spare part handling chapter in Mechanical/Generic Repair Manual (1220-1333).


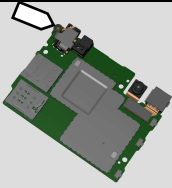

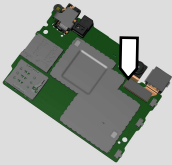

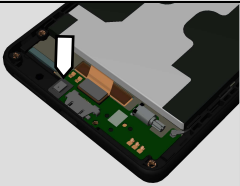



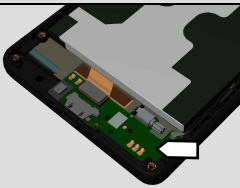

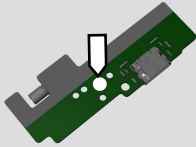

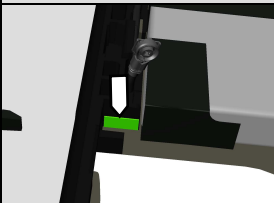
Designation	Part No.	RLC	Part	Location
Adhesive Div Antenna Assy_Back	306Q1OI0C00	C		
Adhesive Div Antenna Assy_Front	306Q1OI0A00	C		
Adhesive Main Antenna Speaker Assy	306Q1OI0500	C		
Adhesive Main PBA_Sub PBA FPC	XXKS101111W	C		
Adhesive Receiver	306Q1OI0700	C		
Adhesive Rubber Front Camera	306Q1OI0G00	C		

Designation	Part No.	RLC	Part	Location
Adhesive Rubber Main Camera	302A10I0700	C		
Adhesive Sub PBA	306Q10I0H00	C		
Battery	1298-9239	C		
<u>Battery Cover Assy</u> Battery Cover Assy Black Battery Cover Assy White	78PA4200020 78PA4200010	C		
Bracket Main Camera	305A10I0300	C		
<u>Cap SIM/SD</u> Cap SIM/SD Black Cap SIM/SD White	306J10I0100 306J10I0200	C		
Conductive Gasket Main Camera Bracket	306810I0200	C		
Conductive Gasket Sub PBA	306810I0400	C		

Designation	Part No.	RLC	Part	Location
Conductor Foil Front Camera	306F1OI0500	C		
Copper Foil Battery Cover	306F1OI0C00	C		
CU Label	XXKS100968W	C		
CU Label Tray	306L1OI0D00	C		
<u>Display Cover Assy</u> Display Cover Assy Black Display Cover Assy White	78PA4100020 78PA4100010	A		
Div Antenna Assy	78PA4400010	C		
Film Mylar Battery	306L1OI0C00	C		
Front Camera	76510000D00	B		

Designation	Part No.	RLC	Part	Location
<u>Key Power_Volume</u> Key Power_Volume Black Key Power_Volume White	31251OI0100 31251OI0200	C		
Main Antenna Speaker Assy	78PA4300010	C		
Main Camera	78PA4600010	B		
Main Camera Lens	254S1OI0100	C		
Main PBA_Sub PBA FPC	78PA4500010	C		
NFC Adhesive	306Q1OI0E00	C		
NFC Antenna	2300CY33200	C		
Receiver	2240000078W	C		

Designation	Part No.	RLC	Part	Location
RF Cable	73200000C00	C		
Rubber 2nd MIC	302A1OI0400	C		
Rubber Front Camera BTB Connector	302A1OI0200	C		
Rubber LCM TP BTB Connector	302A1OI0600	C		
Rubber Main Camera BTB Connector	302A1OI0300	C		
Rubber Sub PBA BTB Connector	302A1OI0500	C		
Screw TORX M1.6 L3 Black	2700000108W	C		
SIM Tray Single	305A1OI0400	C		
Sponge Front Camera BTB Connector	303M1OI0B00	C		

Designation	Part No.	RLC	Part	Location
Sponge Indicator	303M1OI0800	C		
Sponge Main Camera BTB Connector	303M1OI0900	C		
Sponge Main MIC	303M1OI0A00	C		
Sponge Speaker_Main MIC	306M1OI0B00	C		
Sub PBA Assy Sub PBA Assy F3311 Sub PBA Assy F3313	78PA4000020 78PA4000010	C		
Water Intrusion Label	82KB600001W	C		
Water Intrusion Label Rectangle Water Intrusion Label Rectangle 2.5*1.3m	82VY520001W	C		

2 Revision History

Rev.	Date	Changes / Comments
1	2016-Jun-08	Initial release